



Technology Fast50
India 2017 Winners Report
December 2017

Contents

13 years and counting...	06
Salutations to our Repeat Winners	08
Top Ten for 2017	10
2017 Technology Fast50 India	12
About Deloitte	16

Foreword

Deloitte Touche Tohmatsu India LLP is proud to present the Thirteenth edition of its Deloitte Technology Fast50 India program – to recognize, honor and encourage those businesses and entrepreneurs who are striving forward with remarkable revenue growth rates using their technology, innovations and quality of human resources.

Sustaining growth in a competitive and dynamic environment requires innovation and adaptability on a continuous basis, and our Top 50 Winners of 2017 are a testament to this.

A program that started in 2005 has become the pre-eminent event recognizing excellence in Technology in India and we are truly humbled by the appreciation and enthusiasm of the participants over the years.

To maintain the comprehensiveness and quality of rankings of high-growth technology companies, key data is sourced from qualifying Businesses from across India. The resulting ranking tracks and

testifies to the achievement of the fastest growing 50 technology businesses in India, private or public, as gauged by their revenue performance over the past three financial years. We are thankful to all the participants including this year's and those who have been participating since inception of the program in 2005.

Special accolades to our 36 repeat winners to continue their growth momentum year after year, and welcome to the first time winners.

The overall winner in this year's ranking is "Polestar Solutions and Services" with a three year revenue growth of 805 percent, improving on their third rank from last year. The second, "Evolute Systems", recorded a three year average revenue growth of 760 percent, whilst the third placed, "Mobisy Technologies", grew by 617 percent.

We congratulate all the winners on their outstanding achievement and our best wishes to them to continue this winning streak in the years to come.



13 Years and counting

2005

- Tech Fast50 India Program Launched;
- The program was one of the initial movers to recognize the India technology potential

2006

- Nominations to Tech Fast50 India start widening
- All the winners achieve a growth rate over 100%

2007

- Collective average growth rate of Top 50 winners cross 450%
- 50th Ranked winner records a three-year average growth rate of over 150%

2014

- Deloitte Technology Fast50 India celebrates its Tenth Anniversary - 10 years of recognizing excellence in Technology
- Over 50% of Top 50 Winners record over 200% growth rates

2013

- Year of many firsts for the Tech Fast50 program in India
- First time for a Top 50 Winner to cross the 10,000% growth mark
- Internet enabled businesses stamp their dominance as growth leaders
- Highest ever collective average growth rate of Top 50 winners at over 650%

2015

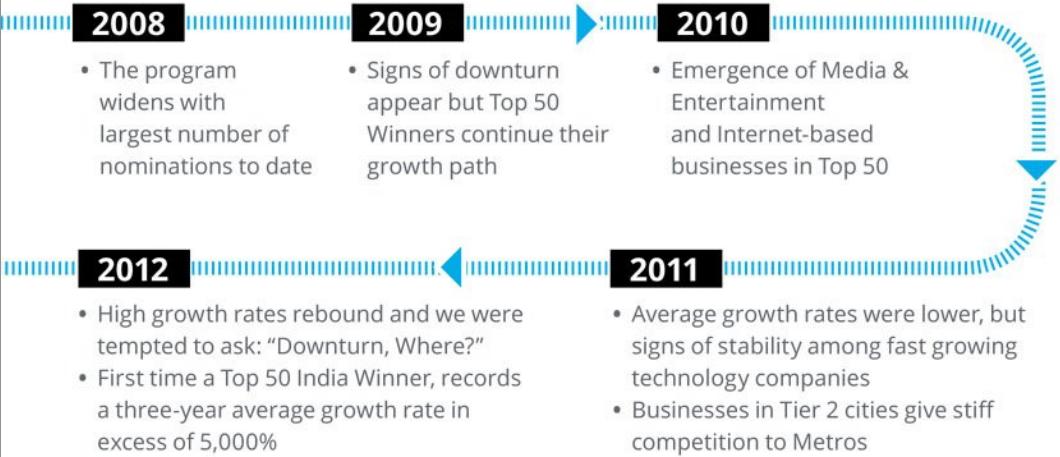
- Overall winner records third highest growth rate ever in the eleven-year history
- Top 25 record 200 percent plus growth rates
- 31 Repeat winners; 12 of whom improved on their prior rankings

2016

- Top 30 recorded three year average revenue growth in excess of 200 percent, which last happened in 2009
- 27 repeat winners and 23 new entrants
- 6 repeat winners having ranked 4 times or more

2017

- 36 repeat winners including 18 first time winners from 2016 continuing on
- Ten winners having repeated their winning streak 4 times or more
- Combined three-year average growth of Top 25 was over 322 percent with Top 39 individually recording over 100 percent three-year growth



The Winners in each edition to date

	Winner	3 year average Growth rate
2017	Polestar Solutions And Services India LLP	805%
2016	GreyCampus Edutech Private Limited	1622%
2015	F1 Info Solutions & Services Private Limited	3961%
2014	Brain4ce Education Solutions Pvt. Ltd	2768%
2013	Ardom Telecom Pvt. Ltd.	12023%
2012	Online Recharge Services Private Limited	5227%
2011	Ubona Technologies Private Limited	1353%
2010	FatPipe Networks India Limited	1765%
2009	Enzen Global Solutions Pvt. Ltd.	1847%
2008	Radiant Info Systems Limited	2252%
2007	RateGain IT Solutions Private Limited	2641%
2006	Drishtee Dot Com Limited	1187%
2005	ACL Wireless Limited	2102%

Salutations to our Repeat Winners



36 repeat winners in the 2017 edition of Technology Fast50. 18 first time winners of 2016 have continued to outperform their peers.

- Special congratulations to Latent View Analytics - 9th time running since 2009... they are surely "making impacts"
- Byju's, Zifo Technologies and Aujas - continuing a strong streak with their sixth win each
- Sokrati Technologies and Solutions Infini - fifth time in the rankings
- Zomato, Quovantis, DreamOrbit and Prodapt Solutions going strong with their fourth win each
- Eight winners have ranked three times now

9 times

Latent View
Actionable Insights • Accurate Decisions.

6 times

ZIFO
IND SOLUTIONS

AUJA

Think & Learn

5 times

SOKRATI
SOLUTIONS
INFINI

4 times

zomato

DreamOrbit

Quovantis

Prodapt

3 times

Mobinius
empowering mobility

GreyCampus™

leadsquared

KELLTON TECH

42GEARS
INFORMATION SUPPLY CHAIN

WEBKUL

BRIDGE i2i
INFORMATION - INSIGHTS - IMPACT

Lekha

Wireless Solutions
Pvt. Ltd.



2 times



1st time




Top Ten for 2017

Top Ten record an average three year growth rate of 516 percent


- Top three recorded an average three year revenue growth rate of 727 percent whilst Top five recorded just over 658 percent

- Seven of the top ten winners are repeat winners, with four winners having improved on their previous rankings
- The three year average growth rate collectively for all winners this year was just over 209 percent


Rank 1 Polestar Solutions And Services India LLP	 POLESTAR
Location	Noida
Three-year average revenue growth	805%
Founder	Chetan Kumar Alsisaria
Website	www.polestarllp.com


Rank 2 Evolute Systems Pvt Ltd	
Location	Mumbai
Three-year average revenue growth	760%
Founder	Parag Mehta
Website	www.evolute.in


Rank 3 Mobisy Technologies Pvt Ltd	 MOBILE MADE EASY
Location	Bengaluru
Three-year average revenue growth	617%
Founder	Lalit Bhise
Website	www.mobisy.in


Rank 4 Stellapps Technologies Pvt Ltd	
Location	Bengaluru
Three-year average revenue growth	588%
Founder	Ranjith Mukundan
Website	www.stellapps.com


Rank 5 Marketxpander Services Pvt Ltd	
Location	Bengaluru
Three-year average revenue growth	523%
Founder	Nilesh Patel
Website	www.leadsquared.com

Rank 6 Data Resolve Technologies Pvt Ltd	
Location	Noida
Three-year average revenue growth	440%
Founder	Dhruv Khanna
Website	www.dataresolve.com

Rank 7 Think and Learn Pvt Ltd	
Location	Bengaluru
Three-year average revenue growth	417%
Founder	Byju Raveendran
Website	www.byjus.com

Rank 8 Robotic Wares Pvt Ltd	
Location	Gurugram
Three-year average revenue growth	362%
Founder	Kushal Nahata
Website	www.getfareye.com

Rank 9 Nreach Online Services Pvt Ltd	
Location	Bengaluru
Three-year average revenue growth	342%
Founder	Kushal Agrawal
Website	www.xoxoday.com

Rank 10 M/s White Rivers Digital	
Location	Mumbai
Three-year average revenue growth	305%
Founder	Shrenik Gandhi
Website	www.whiteriversmedia.com

Deloitte Technology Fast50 India 2017 Ranking

Rank	Winner	Location	Three-year averag growth rate	Past wins Year (Rank)
1	Polestar Solutions And Services India LLP	Noida	805%	2016 (3)
2	Evolvute Systems Pvt Ltd	Mumbai	760%	
3	Mobisy Technologies Pvt Ltd	Bengaluru	617%	2016 (9)
4	Stellapps Technologies Pvt Ltd	Bengaluru	588%	2016 (2)
5	Marketxpander Services Pvt Ltd	Bengaluru	523%	2016 (26), 2014 (17)
6	Data Resolve Technologies Pvt Ltd	Noida	440%	
7	Think and Learn Pvt Ltd (BYJU'S)	Bengaluru	417%	2016 (8), 2015 (21), 2014 (43), 2013 (29), 2012 (33)
8	Robotic Wares Pvt Ltd	Gurugram	362%	2016 (28)
9	Nreach Online Services Pvt Ltd	Bengaluru	342%	
10	M/s White Rivers Digital	Mumbai	305%	2016 (42)
11	Report Bee Edusys Pvt Ltd	Chennai	267%	2016 (33)
12	Zomato Media Pvt Ltd	Gurugram	244%	2016 (7), 2015 (4), 2014 (3)
13	GreyCampus Edutech Pvt Ltd	Hyderabad	228%	2016 (1), 2015 (3)

Rank	Winner	Location	Three-year average growth rate	Past wins Year (Rank)
14	Mobinius Technologies Pvt Ltd	Bengaluru	211%	2016 (17), 2015 (34)
15	BRIDGEi2i Analytics Solutions Pvt Ltd	Bengaluru	206%	2016 (16), 2015 (13)
16	Tiger Analytics India LLP	Chennai	205%	2016 (10)
17	M/s Fork Media Pvt Ltd	Mumbai	197%	2016 (4)
18	Sokrati Technologies Pvt Ltd	Pune	178%	2016 (12), 2015 (26), 2014 (25), 2013 (3)
19	3Embed Software Technologies Pvt Ltd	Bengaluru	174%	
19	Valueleaf Services India Pvt Ltd	Bengaluru	174%	2016 (29)
21	Silab Tech Pvt Ltd	Bengaluru	173%	2016 (21)
22	One Click Technologies Pvt Ltd	Gurgaon	163%	
23	Kellton Tech Solutions Ltd	Hyderabad	158%	2016 (19), 2014 (21)
24	Zifo Technologies Pvt Ltd	Chennai	155%	2016 (40), 2015 (27), 2014 (39), 2013 (35), 2012 (21)
25	AVR EdGE Networks Pvt Ltd	Bengaluru	148%	2016 (22)
26	Solutions Infini Technologies (India) Pvt Ltd	Bengaluru	139%	2016 (32), 2015 (15), 2014 (5), 2013 (9)
27	Big Tree Entertainment Pvt Ltd	Mumbai	135%	

Rank	Winner	Location	Three-year average growth rate	Past wins Year (Rank)
28	Webkul Software Pvt Ltd	Noida	128%	2016 (25), 2015 (9)
29	Experion Technologies India Pvt Ltd	Trivandrum	119%	
30	Quovantis Technologies Pvt Ltd	New Delhi	118%	2015 (37), 2014 (45), 2013 (21)
31	Indus Net Technologies Pvt Ltd	Kolkata	117%	2011 (43)
32	Successive Software Pvt Ltd	Noida	110%	2016 (30)
33	Aujas Networks Pvt Ltd	Bengaluru	108%	2016 (38), 2014 (41), 2013 (26), 2012 (18), 2011 (2)
34	Dreamz Tech Solutions Pvt Ltd	Kolkata	105%	
34	Avekshaa Technologies Pvt Ltd	Bengaluru	105%	2014 (28)
36	Nadhi Information Technologies Pvt Ltd	Chennai	102%	2016 (36)
37	LatentView Analytics Pvt Ltd	Chennai	101%	2016 (50), 2015 (30), 2014 (12), 2013 (17), 2012 (12), 2011 (28), 2010 (34), 2009 (2)
38	Lekha Wireless Solutions Pvt Ltd	Bengaluru	100%	2014 (36), 2013 (7)
38	Arohatech IT Services Pvt Ltd	Noida	100%	2016 (41)
40	Strides Software Solutions Pvt Ltd	Aurangabad	96%	

Rank	Winner	Location	Three-year average growth rate	Past wins Year (Rank)
41	Prodapt Solutions Pvt Ltd	Chennai	93%	2016 (46), 2015 (45), 2011 (10)
42	Capital Numbers Infotech Pvt Ltd	Kolkata	92%	
43	e-Zest Solutions Ltd	Pune	85%	2015 (46)
44	Neebal Technologies Pvt Ltd	Mumbai	77%	
45	DreamOrbit Softech Pvt Ltd	Bengaluru	73%	2016 (35), 2015 (22), 2014 (37)
46	CEDCOSS Technologies Pvt Ltd	Lucknow	71%	2016 (34)
47	Pierian Services Pvt Ltd	Bengaluru	69%	
48	Green Gold Animation Pvt Ltd	Hyderabad	67%	
49	Appnomic Systems Pvt Ltd	Bengaluru	63%	
50	42Gears Mobility Systems Pvt Ltd	Bengaluru	58%	2016 (49), 2015 (14)

About Deloitte

We believe that we're only as good as the good we do.

All the facts and figures that talk to our size and diversity and years of history, as notable and important as they may be, are secondary to the truest measure of Deloitte: the impact we make in the world.

So, when people ask, "what's different about Deloitte?" the answer resides in the many specific examples of where we have helped Deloitte member firm clients, our people, and sections of society to achieve remarkable goals, solve complex problems or make meaningful progress. Deeper still, it's in the beliefs, behaviors and fundamental sense of purpose that underpin all that we do.

With over 150 years of hard work and commitment to making a real difference, our organization has grown in scale and diversity—more than 225,000 people in 150 countries, providing audit, tax, legal, financial advisory, enterprise risk, and consulting services—yet our shared culture remains the same.

For us, good isn't good enough. We aim to be the best at all that we do—to help clients realize their ambitions; to make a positive difference in society; and to maximize the success of our people.

This drive fuels the commitment and humanity that run deep through our every action.

That's what makes us truly different at Deloitte. Not how big we are, where we are, nor what services we offer. What really defines us is our drive to make an impact that matters in the world.

"Deloitte" is the brand under which tens of thousands of dedicated professionals in independent firms throughout the world collaborate to provide audit, consulting, financial advisory, risk management, and tax services to selected clients. These firms are members of Deloitte Touche Tohmatsu Limited (DTTL), a UK private company limited by guarantee. Each member firm provides services in a particular geographic area and is subject to the laws and professional regulations of the particular country or countries in which it operates. DTTL does not itself provide services to clients.

DTTL and each DTTL member firm are separate and distinct legal entities, which cannot obligate each other. DTTL and each DTTL member firm are liable only for their own acts or omissions and not those of each other. Each DTTL member firm is structured differently in accordance with national laws, regulations, customary practice, and other factors, and may secure

the provision of professional services in its territory through subsidiaries, affiliates, and/or other entities.

In India, we offer a range of Audit & Enterprise risk, Tax, Consulting and Financial advisory services across thirteen cities.

Our existence for over a century in the Indian professional arena supplements the technical proficiency of the client service teams to create powerful business solution tailored to the client's need.

We focus on clients. We take pride in our ability to provide quality services - whether they are an owner-managed business or a large multinational corporation. We are a multi-skilled, multi-disciplined firm, offering clients a wide range of industry-focused business solutions.

The Global Technology, Media & Telecommunications Industry (TMT) group consists of the practices organized in the various member firms of DTTL and includes more than 20,000 member firm partners, directors and other professionals dedicated to helping their clients evaluate complex issues, develop fresh approaches to problems and implement practical solutions. There are dedicated TMT member firm practices in 48 locations worldwide. DTTL's member firms serve 91 percent of the TMT companies in the 2015 Fortune Global 500.

Clients of Deloitte's member firms' TMT practices include some of the world's top software companies, computer manufacturers, mobile operators, broadcasters, advertising agencies and semiconductor foundries - as well as leaders in publishing, telecommunications, and mobile device manufacturing. Companies in the TMT sectors confront a swiftly changing marketplace. The TMT practices of Deloitte's member firms are helping companies adapt quickly to this evolving terrain by helping them unlock the innovative and creative thinking they need to compete.

About Deloitte Technology Fast50 India Program

The Technology Fast50 India program was launched in 2005, and is conducted by Deloitte Touche Tohmatsu India LLP (DTTILLP), and is part of a truly integrated Asia Pacific program recognizing the India's fastest growing and most dynamic technology businesses (public and private) and includes all areas of technology - from internet to biotechnology, from medical and scientific to computers/hardware. The program recognizes the fastest growing technology companies in India based on their percentage revenue growth over the past three financial years.



Deloitte.

Deloitte refers to one or more of Deloitte Touche Tohmatsu Limited, a UK private company limited by guarantee (“DTTL”), its network of member firms, and their related entities. DTTL and each of its member firms are legally separate and independent entities. DTTL (also referred to as “Deloitte Global”) does not provide services to clients. Please see www.deloitte.com/about for a more detailed description of DTTL and its member firms.

This material is prepared by Deloitte Touche Tohmatsu India LLP (DTTILLP). This material (including any information contained in it) is intended to provide general information on a particular subject or subjects and is not an exhaustive treatment of such subject(s) or a substitute to obtaining professional services or advice. This material may contain information sourced from publicly available information or other third party sources. DTTILLP does not independently verify any such sources and is not responsible for any loss whatsoever caused due to reliance placed on information sourced from such sources. None of DTTILLP, Deloitte Touche Tohmatsu Limited, its member firms, or their related entities (collectively, the “Deloitte Network”) is, by means of this material, rendering professional advice or services. Without limiting the generality of this notice and terms of use, nothing in this material or information comprises legal advice or services (you should consult a legal practitioner for these). This material or information is not intended to be relied upon as the sole basis for any decision which may affect you or your business. Before making any decision or taking any action that might affect your personal finances or business, you should consult a qualified professional adviser.

No entity in the Deloitte Network shall be responsible for any loss whatsoever sustained by any person by reason of access to, use of or reliance on, this material. By using this material or any information contained in it, the user accepts this entire notice and terms of use.

©2017 Deloitte Touche Tohmatsu India LLP. Member of Deloitte Touche Tohmatsu Limited.